










Installation / Operation/Maintenance/Storage Instructions BAVARIA Dry Chemical Powder - External Cylinder Pressure Operated Type: **MAGNUM EB** - 6,9 and 12 kg Capacity

Installation Instructions

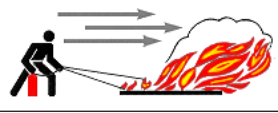

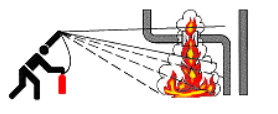

a. Wall Mounted	Fix the enclosed bracket with the on corresponding screws to the wall and hang the extinguishers in the allocated place of the bracket.
b. Fixing in Vehicles	Fix the enclosed bracket according to the car manufacturers recommendations in your vehicle and hang the extinguishers in the allocated place of the bracket.

Make sure that the safety strip is in right position. Hold the fire extinguisher and pull it from the bracket. Position yourself 1 to 3 meters away from the fire.

In Case of fire

<ul style="list-style-type: none"> Stretch hose to be ready for operation <ol style="list-style-type: none"> Turn open pressure valve Operate the fire extinguisher by using hose pistol with repeated intermittance operations Direct the Fire Extinguisher's nozzle towards the base of the fire and attack fire from below Sweep the extinguisher from side to side, covering the area of the fire with the extinguishing agent. 	  	
Effective For A, B & C Fire Classes	  	
Attention: Only suitable for electrical equipment up to 1000 Volt! Keep minimum distance of 1 m		

Correct Procedure

Pay attention to the direction of the wind, always extinguish with the direction of the wind. Shoot from below in the embers not in the flames, keep enough distance so that the powder cloud covers, if possible, the whole fire. Extinguish always Intermittently.	
Extinguish large scale fires from the front and bottom and not from the back or top. Always extinguish the burning material not the flames.	
Extinguish dripping or flowing fires from top (source) to bottom (burning puddle).	
Don't leave the scene of fire immediately, but observe it. It is advised to leave some powder in the fire extinguisher in case of immediate re-ignition.	

Storage and Handling

- Fire extinguisher should be stored upright and be firmly secured to prevent falling or being knocked over, It must be only securely fastened by its holder bracket in such away that it's not physical damaged by abnormal vibration, movements or fall out.
- Fire extinguisher can be stored in the open, but in such cases, should be protected against extremes of weather and from the dampness of the ground to prevent rusting.
- Store Fire extinguishers away from heavily trafficked.
- Don't drop fire extinguishers or permit them to strike each other, Do not drag, slide or roll.
- Keep children away from fire extinguishers.
- Keep the fire extinguisher clean, do not use aggressive cleaning agents, clean it with only slightly wet cloth

Maintenance

- Fire extinguishers might be under pressure, do not handle it in a rough way, do not open it by force
- Have the Extinguisher refilled by a body authorized by the manufacturer directly after you have used it.
- After using the fire extinguisher, have it refilled by a manufacturer authorized body before putting it back to its assign place.
- Have the fire extinguisher checked every two years by the manufacturer.